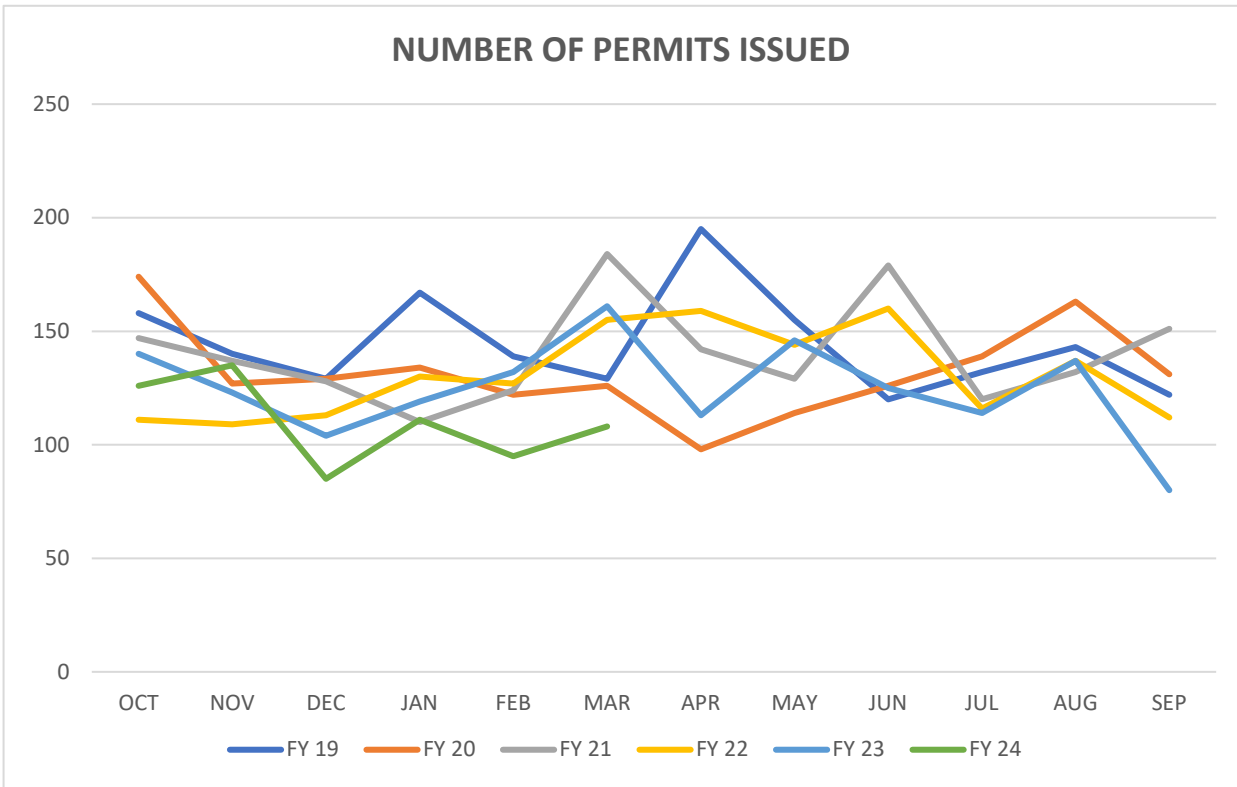




CITY OF ST. AUGUSTINE BEACH BUILDING DEPARTMENT

NUMBER OF PERMITS ISSUED

	FY 19	FY 20	FY 21	FY 22	FY 23	FY 24
OCT	158	174	147	111	140	126
NOV	140	127	137	109	123	135
DEC	129	129	128	113	104	85
JAN	167	134	110	130	119	111
FEB	139	122	124	127	132	95
MAR	129	126	184	155	161	108
APR	195	98	142	159	113	
MAY	155	114	129	144	146	
JUN	120	126	179	160	125	
JUL	132	139	120	116	114	
AUG	143	163	132	137	137	
SEP	122	131	151	112	80	
TOTAL	1729	1583	1683	1573	1494	660

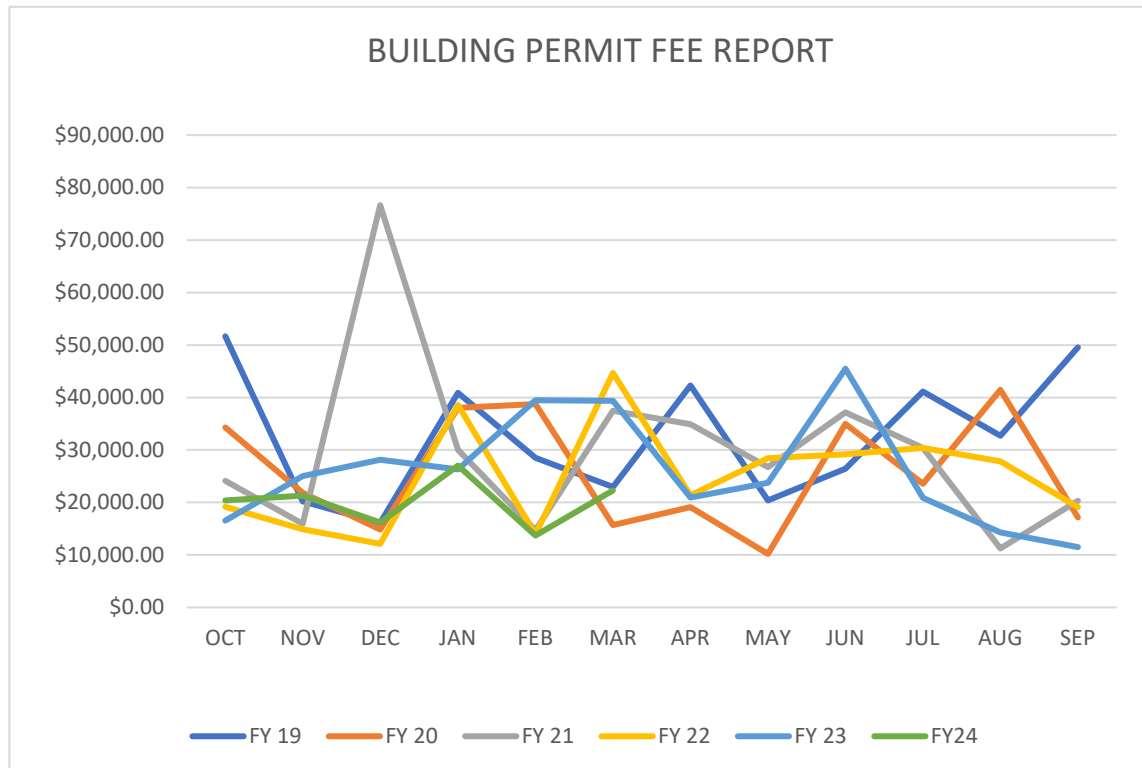




CITY OF ST. AUGUSTINE BEACH BUILDING DEPARTMENT

BUILDING PERMIT FEE REPORT

	FY 19	FY 20	FY 21	FY 22	FY 23	FY24
OCT	\$51,655.01	\$34,277.62	\$24,139.90	\$19,160.96	\$16,521.84	\$20,387.85
NOV	\$20,192.42	\$21,844.58	\$15,910.52	\$14,923.51	\$25,004.85	\$21,305.46
DEC	\$16,104.22	\$14,818.54	\$76,639.68	\$12,110.85	\$28,106.15	\$16,185.99
JAN	\$40,915.31	\$37,993.58	\$30,011.51	\$38,549.15	\$26,335.25	\$27,023.64
FEB	\$28,526.70	\$38,761.13	\$14,706.76	\$13,916.49	\$39,494.58	\$13,699.25
MAR	\$22,978.53	\$15,666.80	\$37,447.22	\$44,664.15	\$39,382.43	\$22,261.80
APR	\$42,292.91	\$19,092.61	\$34,884.49	\$21,386.72	\$20,942.21	
MAY	\$20,391.12	\$10,194.02	\$26,753.41	\$28,447.01	\$23,749.96	
JUN	\$26,445.26	\$34,939.40	\$37,149.19	\$29,198.87	\$45,490.59	
JUL	\$41,120.86	\$23,555.36	\$30,368.01	\$30,368.57	\$20,885.49	
AUG	\$32,714.82	\$41,455.38	\$11,236.89	\$27,845.37	\$14,279.08	
SEP	\$49,543.66	\$17,169.56	\$20,329.54	\$19,118.87	\$11,490.51	
TOTAL	\$392,880.82	\$309,768.58	\$359,577.12	\$299,690.52	\$311,682.94	\$120,863.99

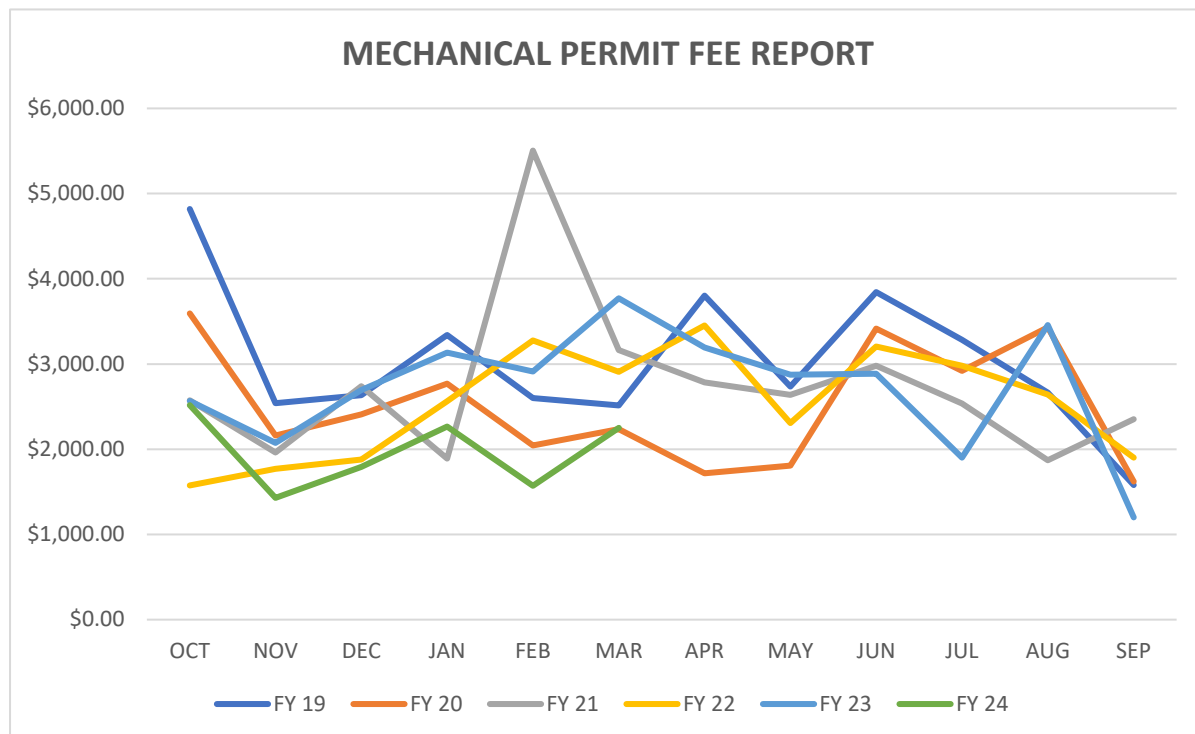




CITY OF ST. AUGUSTINE BEACH BUILDING DEPARTMENT

MECHANICAL PERMIT FEE REPORT

	FY 19	FY 20	FY 21	FY 22	FY 23	FY 24
OCT	\$4,819.09	\$3,593.67	\$2,574.62	\$1,575.00	\$2,565.54	\$2,516.94
NOV	\$2,541.44	\$2,160.00	\$1,963.00	\$1,771.00	\$2,073.09	\$1,428.97
DEC	\$2,633.64	\$2,409.62	\$2,738.04	\$1,880.00	\$2,693.06	\$1,794.26
JAN	\$3,338.69	\$2,768.47	\$1,891.99	\$2,563.12	\$3,133.88	\$2,265.80
FEB	\$2,601.00	\$2,044.08	\$5,505.00	\$3,274.80	\$2,911.21	\$1,571.39
MAR	\$2,515.33	\$2,237.73	\$3,163.00	\$2,908.99	\$3,771.39	\$2,251.95
APR	\$3,801.26	\$1,716.00	\$2,784.79	\$3,452.30	\$3,193.98	
MAY	\$2,736.33	\$1,809.00	\$2,637.52	\$2,308.40	\$2,875.00	
JUN	\$3,844.54	\$3,417.00	\$2,978.00	\$3,204.70	\$2,885.20	
JUL	\$3,286.00	\$2,917.93	\$2,535.39	\$2,981.26	\$1,900.00	
AUG	\$2,663.49	\$3,430.11	\$1,870.49	\$2,642.88	\$3,456.83	
SEP	\$1,579.42	\$1,621.00	\$2,352.24	\$1,902.57	\$1,200.00	
TOTAL	\$36,360.23	\$30,124.61	\$32,994.08	\$30,465.02	\$32,659.18	\$11,829.31

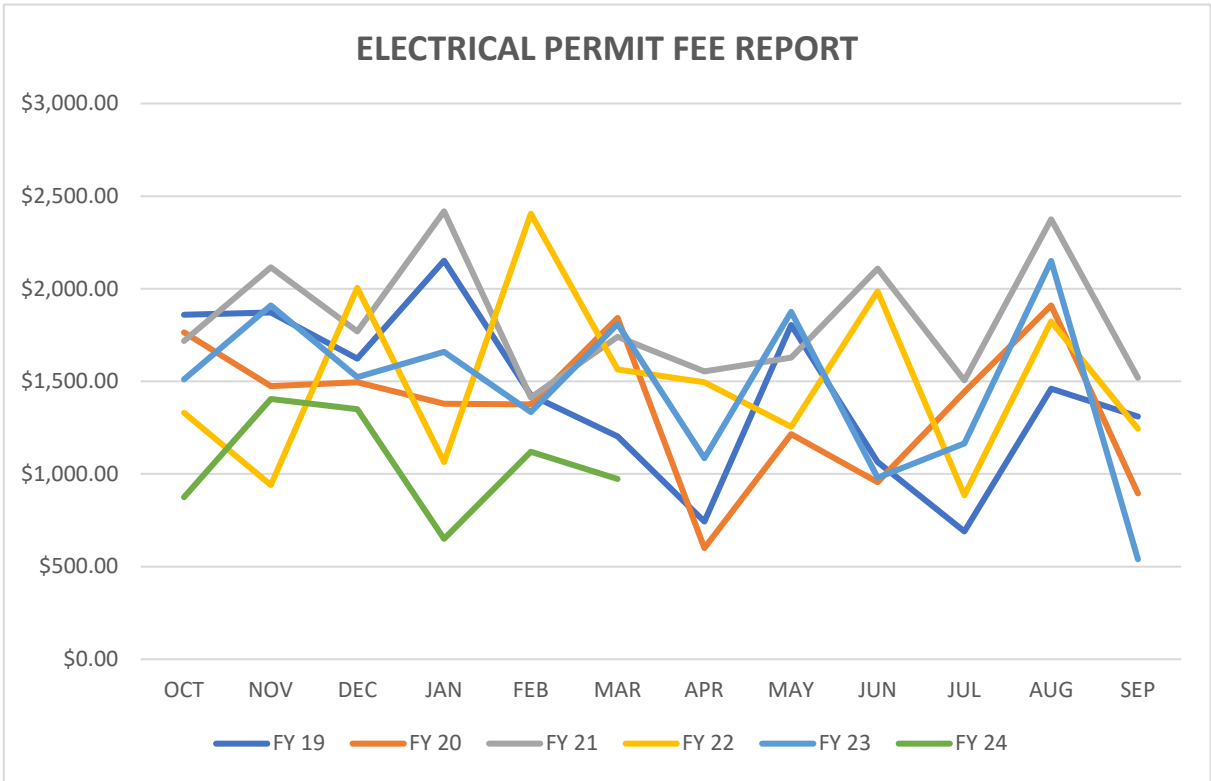




CITY OF ST. AUGUSTINE BEACH BUILDING DEPARTMENT

ELECTRICAL PERMIT FEE REPORT

	FY 19	FY 20	FY 21	FY 22	FY 23	FY 24
OCT	\$1,860.32	\$1,765.00	\$1,718.00	\$1,330.00	\$1,510.00	\$875.00
NOV	\$1,872.66	\$1,475.00	\$2,115.00	\$940.00	\$1,910.00	\$1,405.00
DEC	\$1,622.32	\$1,495.00	\$1,770.00	\$2,005.00	\$1,523.00	\$1,350.00
JAN	\$2,151.66	\$1,380.00	\$2,418.00	\$1,065.00	\$1,660.00	\$650.00
FEB	\$1,425.32	\$1,375.00	\$1,413.00	\$2,405.00	\$1,335.00	\$1,120.00
MAR	\$1,203.33	\$1,843.00	\$1,740.00	\$1,565.00	\$1,810.00	\$973.00
APR	\$743.00	\$600.00	\$1,553.00	\$1,495.00	\$1,085.00	
MAY	\$1,805.00	\$1,215.00	\$1,628.00	\$1,255.00	\$1,875.00	
JUN	\$1,065.00	\$955.00	\$2,108.00	\$1,985.50	\$980.00	
JUL	\$690.00	\$1,443.00	\$1,505.00	\$885.00	\$1,165.00	
AUG	\$1,460.00	\$1,910.00	\$2,375.00	\$1,824.00	\$2,150.00	
SEP	\$1,310.00	\$895.00	\$1,520.00	\$1,245.00	\$540.00	
TOTAL	\$17,208.61	\$16,351.00	\$21,863.00	\$17,999.50	\$17,543.00	\$6,373.00

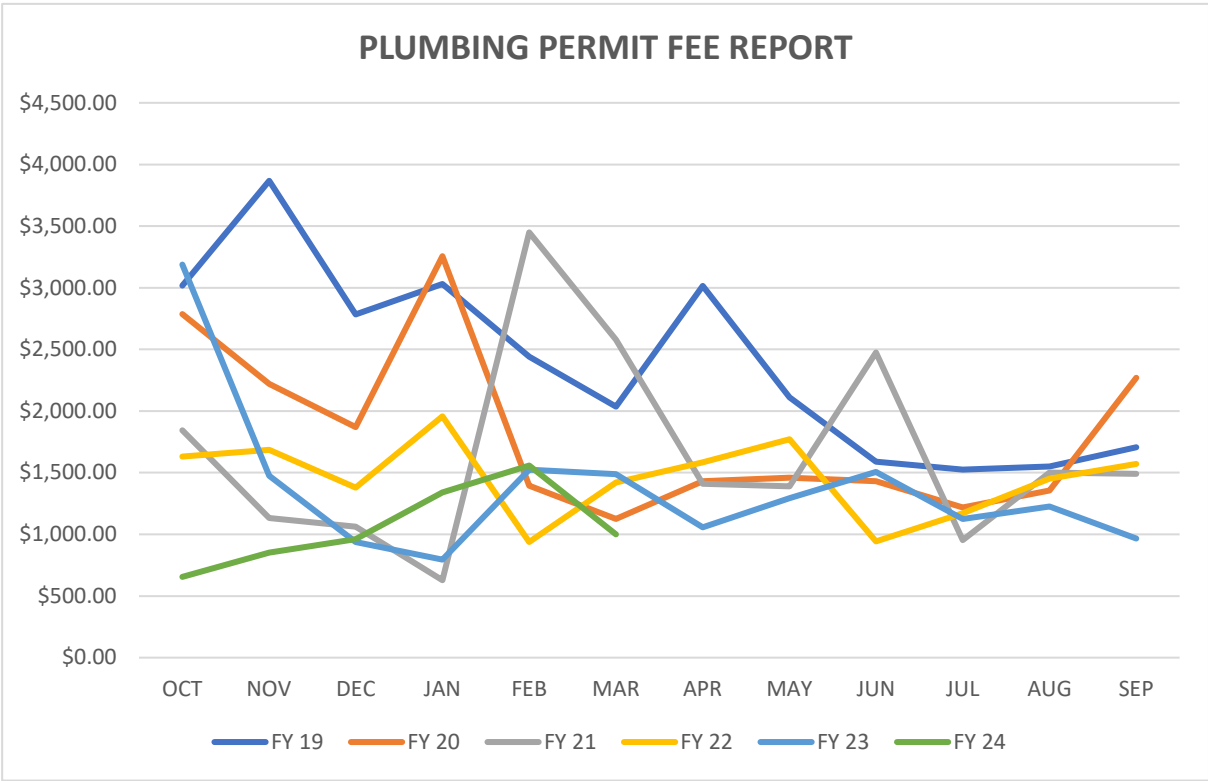




CITY OF ST. AUGUSTINE BEACH BUILDING DEPARTMENT

PLUMBING PERMIT FEE REPORT

	FY 19	FY 20	FY 21	FY 22	FY 23	FY 24
OCT	\$3,016.37	\$2,786.00	\$1,844.00	\$1,632.00	\$3,188.00	\$655.00
NOV	\$3,867.41	\$2,221.00	\$1,133.00	\$1,686.00	\$1,476.00	\$852.00
DEC	\$2,783.10	\$1,869.00	\$1,062.00	\$1,379.00	\$937.00	\$960.00
JAN	\$3,031.40	\$3,256.00	\$628.00	\$1,957.00	\$795.00	\$1,340.00
FEB	\$2,440.44	\$1,395.00	\$3,449.00	\$938.00	\$1,525.00	\$1,558.00
MAR	\$2,037.24	\$1,125.00	\$2,579.00	\$1,420.00	\$1,488.00	\$1,000.00
APR	\$3,015.00	\$1,430.00	\$1,411.00	\$1,585.00	\$1,058.00	
MAY	\$2,110.00	\$1,459.00	\$1,390.00	\$1,772.00	\$1,294.00	
JUN	\$1,590.00	\$1,432.00	\$2,474.00	\$943.00	\$1,506.00	
JUL	\$1,525.00	\$1,218.00	\$952.00	\$1,170.00	\$1,125.00	
AUG	\$1,550.00	\$1,356.00	\$1,500.00	\$1,452.00	\$1,225.00	
SEP	\$1,706.00	\$2,270.00	\$1,490.00	\$1,572.00	\$966.00	
TOTAL	\$28,671.96	\$21,817.00	\$19,912.00	\$17,506.00	\$16,583.00	\$6,365.00

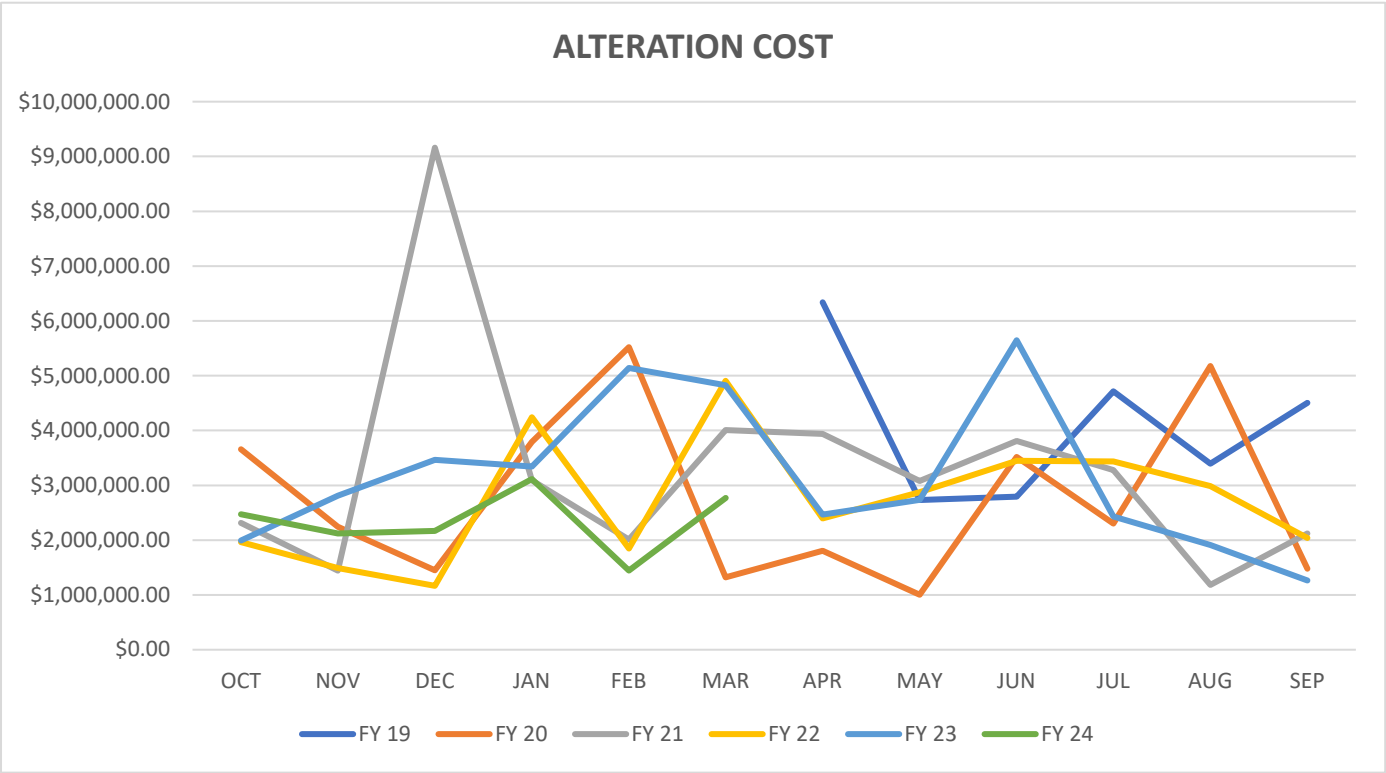




CITY OF ST. AUGUSTINE BEACH BUILDING DEPARTMENT

ALTERATION COST

	FY 19	FY 20	FY 21	FY 22	FY 23	FY 24
OCT		\$3,657,414.56	\$2,313,298.53	\$1,961,462.00	\$1,989,945.24	\$2,472,111.39
NOV		\$2,242,421.52	\$1,440,841.88	\$1,490,891.09	\$2,807,970.23	\$2,119,178.38
DEC		\$1,449,915.40	\$9,160,479.89	\$1,165,362.58	\$3,462,997.96	\$2,169,570.93
JAN		\$3,789,363.81	\$3,088,758.57	\$4,239,155.17	\$3,341,701.62	\$3,113,315.69
FEB		\$5,519,900.00	\$2,010,259.40	\$1,847,029.62	\$5,140,584.42	\$1,444,476.68
MAR		\$1,321,570.04	\$4,010,607.80	\$4,906,297.30	\$4,826,782.10	\$2,767,640.03
APR	\$6,338,617.35	\$1,803,157.19	\$3,939,394.49	\$2,392,827.18	\$2,463,720.21	
MAY	\$2,731,410.75	\$1,003,140.58	\$3,080,108.00	\$2,874,220.30	\$2,736,111.02	
JUN	\$2,792,442.43	\$3,519,844.50	\$3,807,580.85	\$3,445,719.17	\$5,646,186.25	
JUL	\$4,717,293.00	\$2,300,478.87	\$3,279,350.11	\$3,436,811.93	\$2,430,808.17	
AUG	\$3,393,250.74	\$5,175,949.96	\$1,182,881.00	\$2,982,874.58	\$1,908,475.59	
SEP	\$4,502,737.63	\$1,475,857.57	\$2,123,077.05	\$2,038,273.27	\$1,263,435.77	
TOTAL	\$24,475,751.90	\$33,259,014.00	\$39,436,637.57	\$32,780,924.19	\$38,018,718.58	\$14,086,293.10

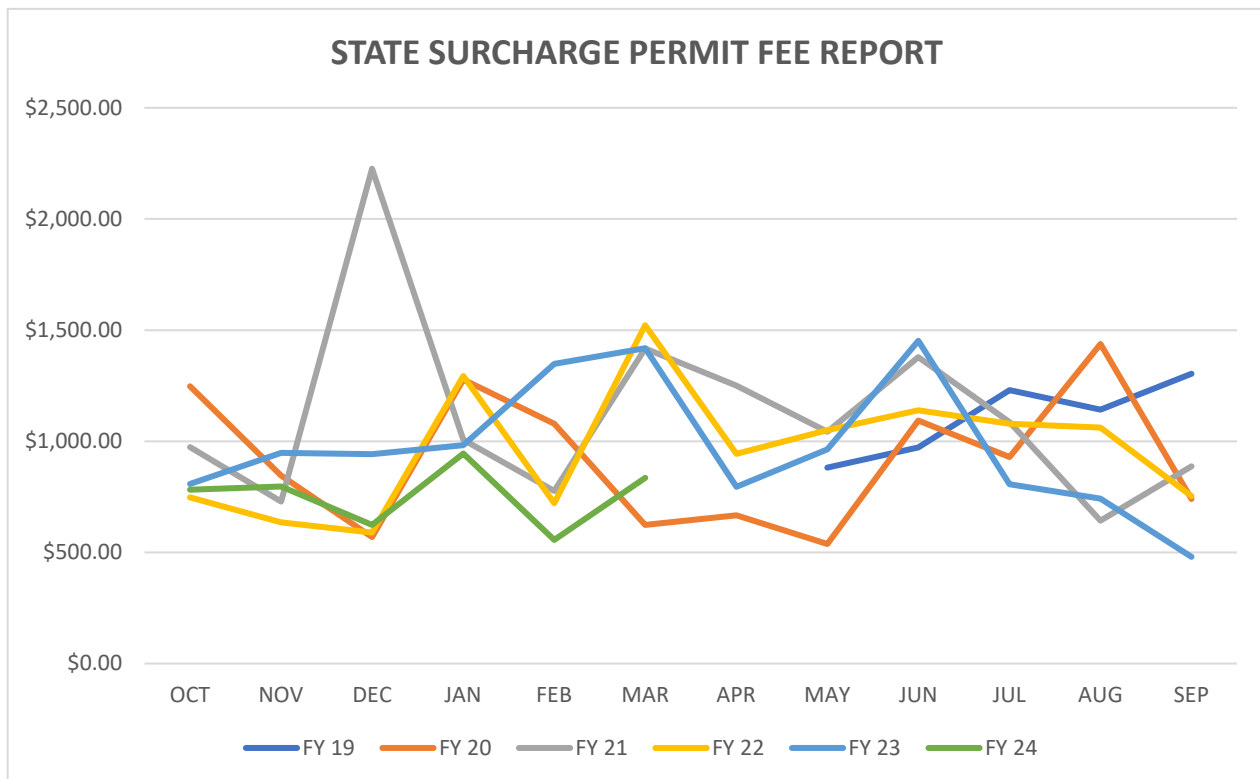




CITY OF ST. AUGUSTINE BEACH BUILDING DEPARTMENT

STATE SURCHARGE PERMIT FEE REPORT

	FY 19	FY 20	FY 21	FY 22	FY 23	FY 24
OCT		\$1,247.45	\$973.01	\$747.36	\$808.73	\$781.94
NOV		\$845.65	\$729.40	\$635.64	\$947.61	\$796.59
DEC		\$569.37	\$2,225.95	\$589.14	\$941.33	\$623.17
JAN		\$1,277.63	\$1,006.45	\$1,293.24	\$983.02	\$944.72
FEB		\$1,079.31	\$776.87	\$721.09	\$1,347.87	\$556.33
MAR		\$623.46	\$1,417.90	\$1,521.83	\$1,418.94	\$835.75
APR		\$666.54	\$1,250.09	\$943.11	\$795.62	
MAY	\$881.45	\$537.83	\$1,043.38	\$1,049.80	\$963.51	
JUN	\$972.50	\$1,093.02	\$1,378.01	\$1,139.84	\$1,451.92	
JUL	\$1,230.25	\$928.44	\$1,085.45	\$1,078.15	\$807.20	
AUG	\$1,141.48	\$1,437.49	\$642.86	\$1,061.67	\$741.82	
SEP	\$1,303.66	\$740.55	\$887.71	\$753.23	\$479.96	
TOTAL	\$5,529.34	\$11,046.74	\$13,417.08	\$11,534.10	\$11,687.53	\$4,538.50

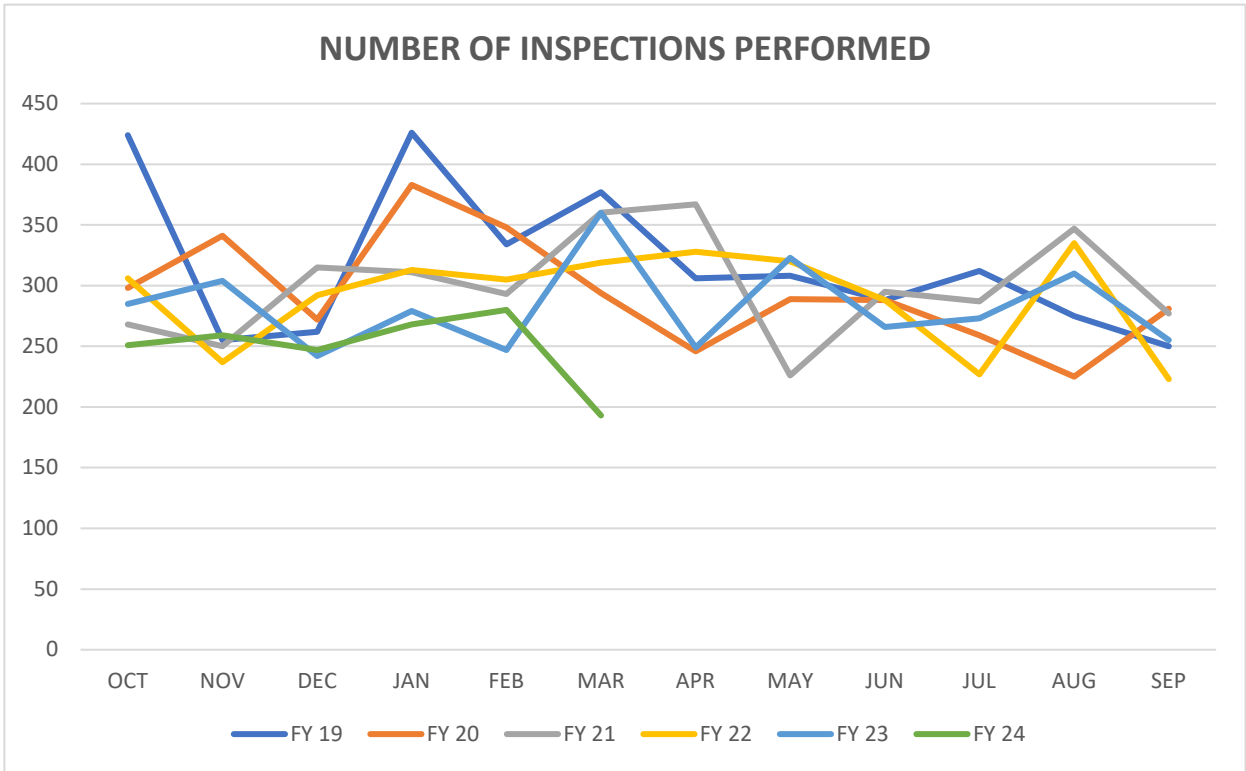




CITY OF ST. AUGUSTINE BEACH BUILDING DEPARTMENT

NUMBER OF INSPECTIONS PERFORMED

	FY 19	FY 20	FY 21	FY 22	FY 23	FY 24
OCT	424	298	268	306	285	251
NOV	255	341	250	237	304	259
DEC	262	272	315	292	242	247
JAN	426	383	311	313	279	268
FEB	334	348	293	305	247	280
MAR	377	294	360	319	360	193
APR	306	246	367	328	249	
MAY	308	289	226	320	323	
JUN	288	288	295	288	266	
JUL	312	259	287	227	273	
AUG	275	225	347	335	310	
SEP	250	281	277	223	255	
TOTAL	3817	3524	3596	3493	3393	1498

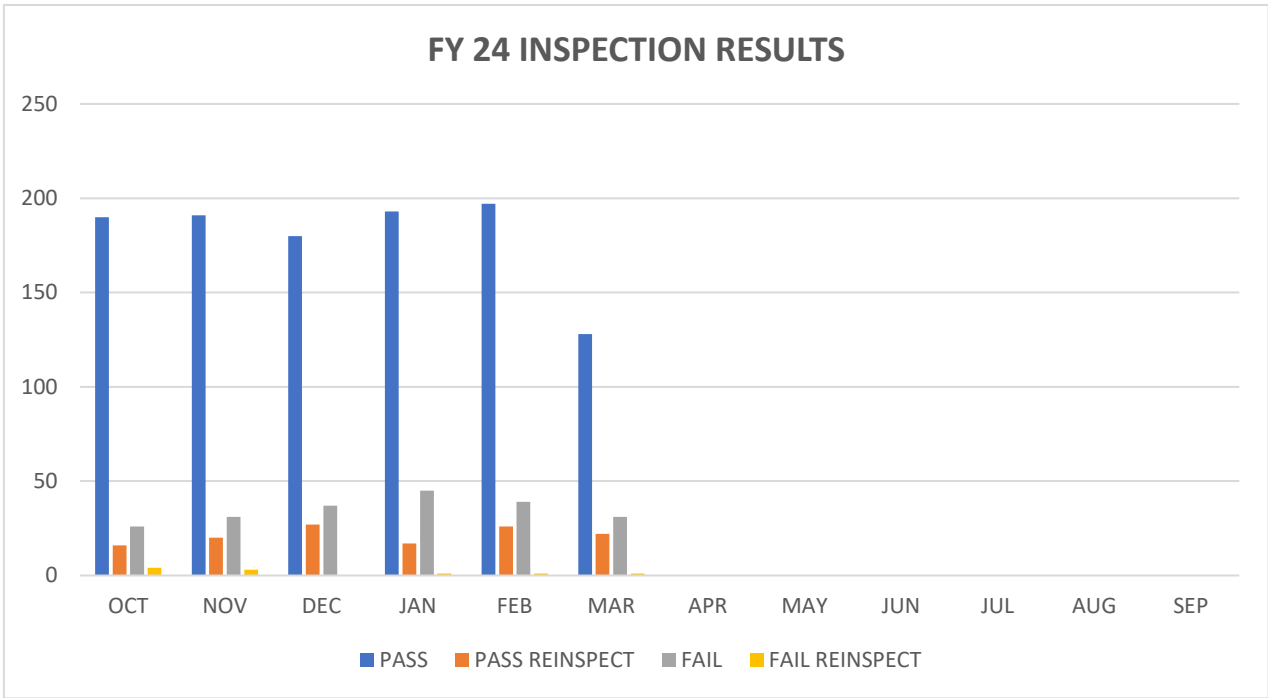




CITY OF ST. AUGUSTINE BEACH BUILDING DEPARTMENT

FY 24 INSPECTION RESULTS

	PASS	PASS REINSPECT	FAIL	FAIL REINSPECT
OCT	190	16	26	4
NOV	191	20	31	3
DEC	180	27	37	0
JAN	193	17	45	1
FEB	197	26	39	1
MAR	128	22	31	1
APR				
MAY				
JUN				
JUL				
AUG				
SEP				
TOTAL				

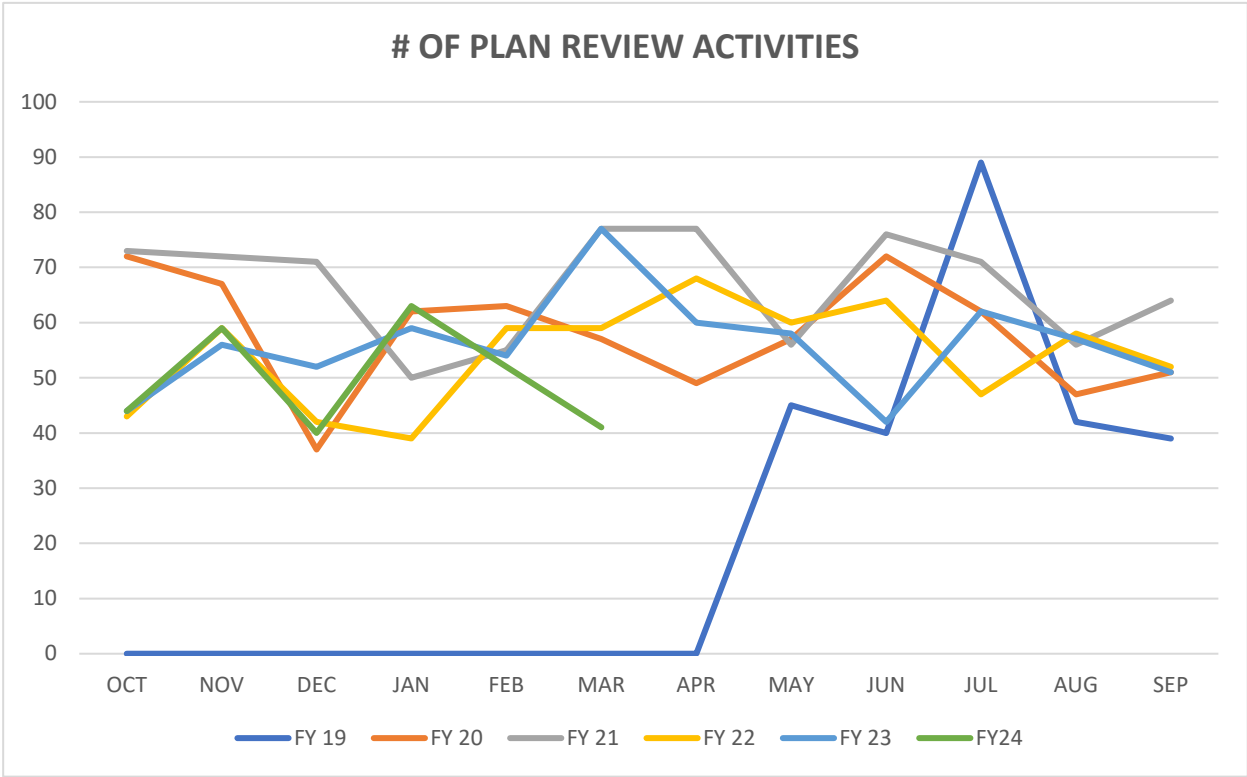




CITY OF ST. AUGUSTINE BEACH BUILDING DEPARTMENT

OF PLAN REVIEW ACTIVITIES PERFORMED BY THE BUILDING DEPARTMENT

	FY 19	FY 20	FY 21	FY 22	FY 23	FY24
OCT	0	72	73	43	44	44
NOV	0	67	72	59	56	59
DEC	0	37	71	42	52	40
JAN	0	62	50	39	59	63
FEB	0	63	55	59	54	52
MAR	0	57	77	59	77	41
APR	0	49	77	68	60	
MAY	45	57	56	60	58	
JUN	40	72	76	64	42	
JUL	89	62	71	47	62	
AUG	42	47	56	58	57	
SEP	39	51	64	52	51	
TOTAL	255	696	798	650	672	299





CITY OF ST. AUGUSTINE BEACH BUILDING DEPARTMENT

PRIVATE PROVIDER PLAN REVIEW AND INSEPTIONS PERFORMED IN FY 24

	PLAN REVIEWS PERFORMED	INSEPTIONS PERFORMED
OCT	0	17
NOV	0	23
DEC	0	10
JAN	0	3
FEB	2	14
MAR	0	2
APR		
MAY		
JUN		
JUL		
AUG		
SEP		
TOTAL		

